

Priority 1: Rebuttable-presumption-offenses questions

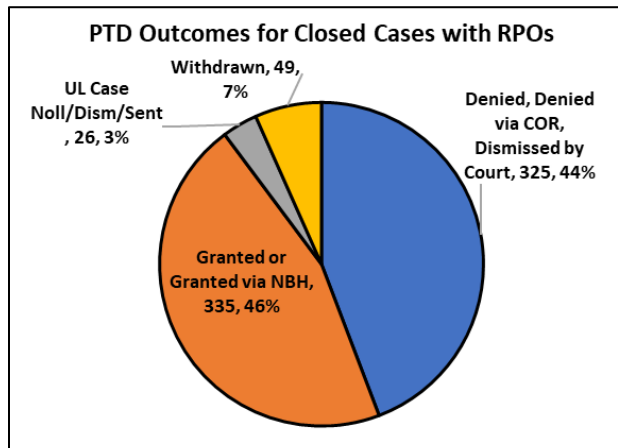
BCMC cases (SJDC excluded as most cases are not filed)

Total Cases (no fugitive): 2,039 RPOs out of 10,981

	No PTD Motion	PTD Motion	Total
no RPO	6,637	736	7,373
RPO	802	735	1,537
Total	7,439	1,471	8,910

Of the 1,537 cases with one or more RPOs, a PTD motion was filed for 47.8% (735) of these cases.

Of the 735 closed cases with an RPO and a PTD motion, just under half were denied or dismissed by the courts (325 cases or 44.2%). Nearly the same number of motions with granted (335 cases or 45.6%). The remaining motions were either withdrawn (49 cases or 6.7%) or the underlying case was resolved (26 or 3.5%).

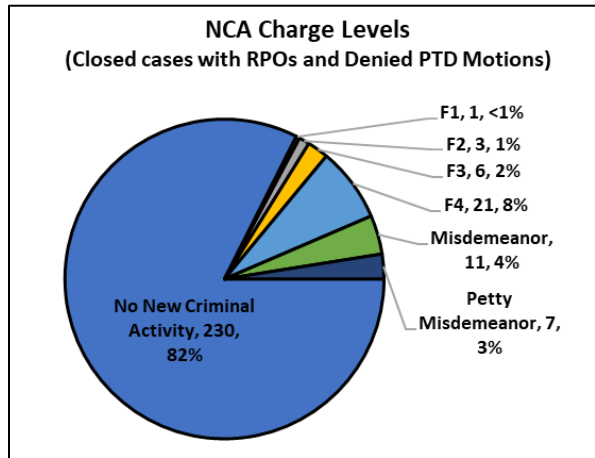


Of the 325 closed cases with an RPO and a *denied* PTD motion, the bulk of resulting conditions were for ROR with PTD upon release (167 or 51.5%), Third Party Custody (106 or 32.7%), and ROR (34 or 10.5%).

	Frequency	Percent
ROR, PTS	167	51.4%
TPC	106	32.6%
ROR	34	10.5%
No COR	9	2.8%
Bond, PTS	4	1.2%
CCP	3	0.9%
Bond & TPC	1	0.3%
Bond or TPC w/PTS	1	0.3%
Total	325	100.0%

Of the 325 closed cases with an RPO and a *denied* PTD motion, 279 were released from custody during the pre-trial period. Of the 279, 49 (17.6%) had new criminal activity during the pre-trial period.

Of the 49 cases with new criminal activity, the bulk were 4th degree felonies (includes unknown level of felonies), misdemeanors, and petty misdemeanors.

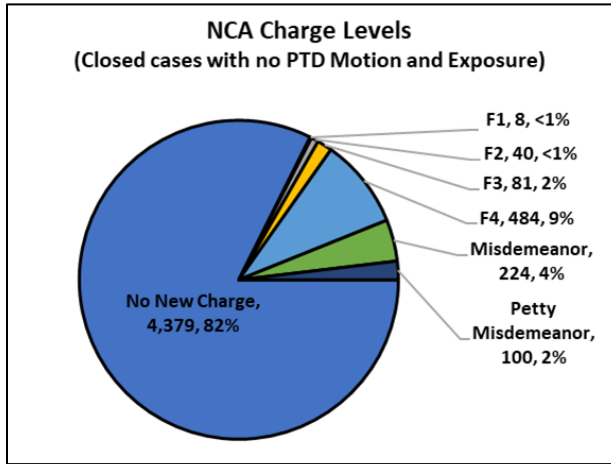


There were 7,439 cases that were closed and had no PTD motion. The bulk of the outcomes at the FFA were conditions of release set including ROR with PTS (3,587 cases or 48.2%), ROR (1,679 cases or 22.6%), and Bond with PTS (885 cases or 11.9%).

	Frequency	Percent
ROR, PTS	3,587	48.2%
ROR	1,679	22.6%
Bond, PTS	885	11.9%
Dism/Nolle	445	6.0%
Bond	292	3.9%
No Prob Cause	270	3.6%
Third Party	234	3.1%
Bond or TPC	27	0.4%
USB, PTS	14	0.2%
ROR Intake	3	0.0%
NBH	2	0.0%
USB	1	0.0%
Total	7,439	100.0%

Of the 7,439 that were closed and had no PTD motion, 5,316 had exposure during the pretrial period. Of the 5,316 with exposure, 937 (17.6%) had new criminal activity during the pre-trial period.

Of the 937 cases with new criminal activity, the bulk were 4th degree felonies (includes unknown level of felonies), 3rd degree felonies, misdemeanors, and petty misdemeanors.



FTA Rate (Closed Cases, RPO, Denied PTD Motion, with Exposure): 17.2%

FTA Rate (Closed Cases, no PTD Motion, with Exposure): 18.8%